

## Key Performance Indicators for North Central State College Strategic Planning 2026

Access					
Goal: Increase Annual Headcount and Annual Credit Hours	AY 2023-24	AY 2024-25	AY 2025-26		Result
Increase annual headcount by 2% for students age 25 and over (non-traditional)	687	678	659	-2.8%	Below
Increase annual headcount by 5% for minoritized* students	371	374	423	13.1%	Far Above
Increase annual credit hours by 2% for High School/early college students	17,446	17,191	19,328	12.4%	Far Above
Increase annual credit hours by 2% for post-HS students.	25,721	26,885	27,299	1.5%	Met

\* Any student who reported as Black/African American, Native American, or Latinx are considered minoritized (based on the definition used by ODHE for SSI)

Success: First Year Persistence					
Goal: Fall to Fall Persistence of Entering Cohorts	Entering Fall 2022 Cohort (N=416)	Entering Fall 2023 Cohort (N=390)	Entering Fall 2024 Cohort (N=410)	Fall 2023 Cohort to Fall 2024 Cohort Change	Result
Increase <b>Fall to Fall</b> persistence of new, post-HS students by 2%.	55.3%	54.6%	60.0%	5.4	Above
Increase <b>Fall to Fall</b> persistence of new, post-HS <u>Minoritized</u> students by 2%.	56.1%	37.7%	52.7%	15.0	Far Above
Increase <b>Fall to Fall</b> persistence of new, post-HS students <u>aged 25 &amp; over</u> by 2%.	55.6%	47.9%	53.8%	5.9	Above

\* Any student who reported as Black/African American, Native American, or Latinx are considered minoritized (based on the definition used by ODHE for SSI)

Success: Completion, Transfer, and Persistence					
Goal: Completion/Success of Entering Fall Cohorts	Entering Fall 2020 Cohort (N=431)	Entering Fall 2021 Cohort (N=432)	Entering Fall 2022 Cohort (N=416)	Fall 2021 to 2022 Cohort Change	Result
Increase 3-year cohort <b>success rate</b> (graduate, transfer and/or re-enroll at NCSC) by <b>2%</b> . Any one marker counts.	51.7%	58.6%	58.2%	-0.4	Stable
Increase 3-year <b>graduation rate</b> of entering fall cohorts by <b>2%</b> .	37.6%	38.2%	37.0%	-1.2	Below

Success: Post-Graduation Success					
Bachelor Degree attainment* of Transfer Associate Graduates (AA or AS)	2019-20 Graduates (N=72)	2020-21 Graduates (N=63)	2021-22 Graduates (N=72)	2020-21 to 2021-22 Change	Result
Increase bachelor attainment of transfer associate degree graduates within 3 years of associate degree by 2%	23.3%	31.3%	38.9%	7.6	Far Above
<b>Median Annualised Wages of <u>Employed</u> Applied Graduates (AAB, AAS, ATS, BAS, CERT if 30+ hours) <u>Meet or Exceed Richland County Median**</u></b>	<b>2022-23 Grads (N=267) Benchmark \$41,230</b>	<b>2023-24 Grads (N=256) Benchmark \$43,730</b>	<b>2024-25 Grads (N=270) Benchmark \$44,700</b>	<b>2022-23 to 20223-24 Change</b>	
MEDIAN wages of employed Applied graduates --6 months out ***	\$47,628	\$51,136	\$51,994	1.7%	
Percent of Richland Median Wage.	115.5%	116.9%	116.3%		Above

\*National Student Clearinghouse Student Tracker

\*\*<https://www.bls.gov/oes/tables.htm>

\*\*\*ODJFS Wage Match data

Resources					
Goal		FY 2022-23	FY 2023-24	FY 2024-25	Result
Maintain a primary reserve ratio that is above our peers*	NCSC	1.04	1.05	1.07	Exceeded
	Peers	0.48	0.54	0.50	
	<b>SSI Year</b>	<b>2023-24</b>	<b>2024-25</b>	<b>2025-26</b>	
Have an SSI Share greater than our Eligible FTE share**	SSI Share	1.9218%	1.9162%	2.0462%	Exceeded
	FTE Share	1.7503%	1.7537%	1.7540%	


\*<https://higher.ed.ohio.gov/educators/budget-financial/campus-accountability-sa/campus-accountability>


\*\*OACC SSI Trend Analysis FY2025


Note: The labels and colours in the Results column represent how far above or below our goal we were.


## KPI Analysis & Insights


### EXECUTIVE SUMMARY

 **WINS:** Strong gains in minoritized student access (+13.1%), CCP credit hours (+12.4%), and persistence rebounds. Bachelor attainment of transfer grads jumped to 38.9%. Financial reserves 2x peer average.

 **WATCH:** Non-traditional (25+) headcount declining (-2.8%). 3-year completion metrics slightly below target.

 **TREND:** Persistence rebounding strongly after tough 2023-24—minoritized persistence +15 pts, 25+ students +5.9 pts.

 **BOTTOM LINE:** Succeeding at diversifying student body and improving retention; must convert gains into completions and reverse adult learner decline.

 **BOARD HEADLINE:** "Growing Access, Strengthening Persistence, Watching Completion"