

5 STEPS to your CCP APPLICATION REQUIREMENTS

1st: Create your NCSC Admissions Account (with a *non-school* email)

- ✓ Go here: <https://ncstatecollege.edu/ccp/>
- ✓ Select 'Apply Now'

**Why do we ask you to use a personal email address to apply?*

School email accounts block outside emails — including important NCSC updates about your application, CCP acceptance, & instructions for orientation and registration.

- If you need to create a personal/professional email, get a free [Gmail account here](#).



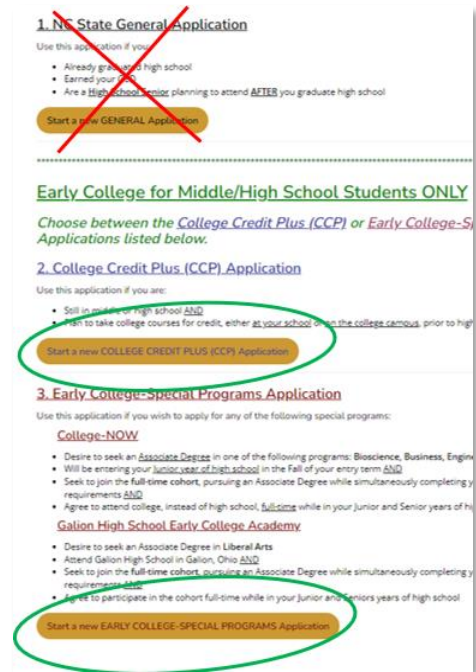
Did you previously create an account, but are now locked out? Call Admissions for a password reset: 419-755-4761.

2nd: Create & Submit your CCP Application

Stay logged in after creating your account.

Select the type of application you will submit: CCP, College-Now or GECA

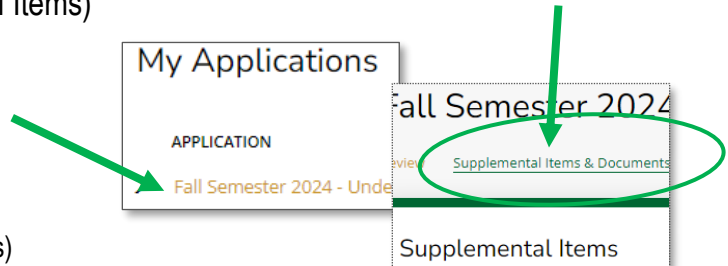
- ✓ Select 'Create New Application'.
- ✓ Select '**CCP**' as your application type. (Second on the list of options)
 - **Do not** select the 'General Application'.
 - **If applying for College-Now or Galion's GECA program**, you will need to select the 'Early College Special Programs' application instead of the CCP application.
 - If deciding between the options, select the application type for your first choice. (If you change programs, you will need to return here and apply for the new program.)
- ✓ Complete all required fields on the application.
- ✓ Sign, Review & BE SURE TO SUBMIT!



3rd: Sign the Required Forms (Supplemental Items)

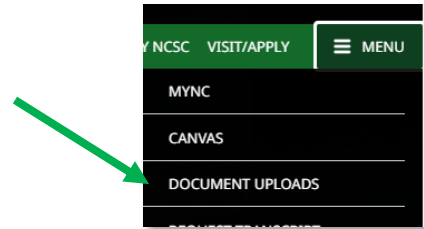
Stay logged in to your Admissions Portal

- ✓ Click on the name of your application.
- ✓ Select '**Supplemental Items & Docs**'
- ✓ **Sign these two forms**
 - Student Questionnaire (Student signs)
 - CCP Permission Slip (Parent/Guardian signs)



4th: Request your Transcript for NCSC

- ✓ Contact your school counselor and request that your school provide your high school transcript to NCSC.
- ✓ If you are in middle school, request your most recent grade report.
 - **Your school will need to upload the transcript to NCSC.**
 - From <https://ncstatecollege.edu/> select 'Menu'
 - Select 'Document Uploads'
 - Select 'College Credit Plus'



5th: (*If needed) Schedule ACCUPLACER or ACT Testing

- ✓ You must **meet CCP Eligibility** by one of the approved options.
 - 3.0 GPA, eligible Test Scores, or 2.75-2.99 GPA combined with eligible HS courses and grades
- ✓ ***You may need placement testing (in addition to CCP eligibility)**, if your desired courses require it.
 - Find out more here: <https://ncstatecollege.edu/ccp/testing/>

Thank you for applying! Watch your email for updates on the status of your application & next steps.

Essential Links:

Save our CCP Resource Hub <https://ncstatecollege.edu/ccp/> for your connection to all other resources!

Accommodations for Testing, etc. <https://ncstatecollege.edu/student-services/disability-services/>

Accuplacer: <https://ncstatecollege.edu/ccp/testing/>

CCP Enrollment Checklist <https://ncstatecollege.edu/ccp/getting-started/>

Career Coach: Explore & Confirm your Career Interests

<https://ncstatecollege.lightcastcc.com/?radius=®ion=50%20Mile%20Radius%20from%20Mansfield>

Course Planning Tools (for Transfer, for NCSC, etc.): <https://ncstatecollege.edu/ccp/resources/>

- Pathways – what's yours?! <https://ncstatecollege.edu/ccp/pathways/>

Course Registration & Orientation for Courses at NCSC or Online: <https://ncstatecollege.edu/ccp/advising/>

- (Required) Schedule appointment with CCP Advisor to approve course plan & get your registration access.

Dates & Deadlines: <https://ncstatecollege.edu/ccp/#DatesAndDeadlines>

Logging in: MyNC, NCSC Email, & Canvas: <https://ncstatecollege.edu/student-software-applications/>

NCSC Textbook/Access Code Instructions: <https://ncstatecollege.edu/ccp/resources/#Textbooks>

Ohio's Dept. of Education for CCP: <https://higher.ed.ohio.gov/initiatives/access-acceleration/college-credit-plus>