

STUDENTS: How to Access Canvas

Rev: Jan 29, 2021

Accessing Canvas on Mobile/Tablet:
See back page

Accessing Canvas on laptop/desktop, **you will need:**

- 1. Reliable Internet access**
For free Internet access options: www.tinyurl.com/ncscinternetaccess
- 2. The latest version of your web browser**
For free auto updating browser: www.getfirefox.com **OR** www.google.com/chrome
→ Failure to have ALL of these will result in Canvas not functioning correctly.

Once you have all of the above:

- 1. Open up your web browser**
(Recommended Browsers: Firefox or Chrome | NOT Supported: Internet Explorer)
- In the **address bar, type in ncstate.instructure.com** & hit the “enter” key
This should show you the login screen at right with the NCSC logo
NOTE: Just Googling ‘Canvas’ will take you to the WRONG Site!
- Enter your NCSC Username and Password in indicated boxes:**

NCSC Username =

the first 5 letters of your last name
+ your first initial
+ your middle initial
+ 2 digit month of your birth
+ 2 digit day of your birth.

Example:

*Rene Q. Descartes, born March 31 username = **descarq0331***


DEFAULT NCSC Password

First two letters of your first name (CAPITALIZED)
+ Followed by the last four of your social security number
+ Followed by the first two letters of your last name (lower case).
*Example: Rene Descartes [SSN 123456789] password = **RE6789de***

- 4. Click the “Login” button**
Username/ Password Issues?
Call IT Service Desk 419.755.4734 Mon.-Fri. 8a-5p

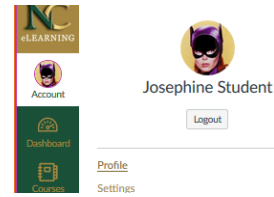
To access a Specific Class Site:

- Click “**Courses**” on the left-hand Canvas navigation bar.
- Click desired course on popup list to go to that class site.



To Customize Where & How Often Canvas Sends You Updates:

1. On the left-hand Canvas navigation bar, click “ACCOUNT”
2. Click PROFILE from the popup
3. Follow steps from there: www.tinyurl.com/setnotifications




To Access Help:

1. On the left-hand Canvas navigation bar, click “?”
2. To file a ticket to report an Issue, click “REPORT A PROBLEM”



To Logout of Canvas:

1. On the left-hand Canvas navigation bar, click “ACCOUNT”
2. Click the “LOGOUT Button”



Further Canvas Tutorials:

www.tinyurl.com/canvas101

Mobile/Tablet Device Access:

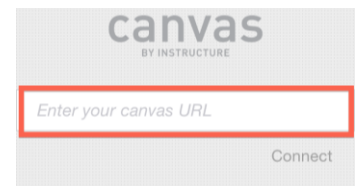
1. Download free “Canvas by Instructure” App for your Device:

- iOS = <http://tinyurl.com/canvasapp-ios>
- Droid = <http://tinyurl.com/canvasapp-droid>



2. Enter NC State’s Canvas Server address: **ncstate.instructure.com**
3. Tap “connect”
4. Enter your NCSC Username & Password [see front page]

*Note: If asked for “email” instead of username, enter **ONLY your NCSC username**, NOT full email!*



For Mobile App Guide, see “Mobile guides” section at: <http://guides.instructure.com/>

Having login Issues?

Call the NCSC IT Service Desk: 419.755.4734 8a-5p Mon-Fri.

Logged In But Encountering Issues?

HELP>REPORT A PROBLEM | cte@ncstatecollege.edu | 419.755.4706